


## Workcover & DET NSW Construction Induction

New arrangements for accredited trainers & RTOs under the National Code of Practice for Induction for Construction Work – a focus on RTOs and Partnerships, 2009

# + Today's focus...




Follow up Workcover & DET NSW session to support move to new Workcover arrangements for implementing new arrangements for accredited trainers & RTOs under the Code of Practice for Induction for Construction Work.

We will look at:

- What is involved in becoming an RTO?
- What is involved in Partnership arrangements?
- What is involved in working for an RTO?
- Progressing my decision...
- Action Planning and Q & A forum & Networking

# + The new licensing model using RTOs

- VETAB regulates the national training system (RTOs) in NSW
- RTOs deliver construction induction training and assessment and issue national qualifications
- WorkCover issues NSW Construction Induction Card



NSW Vocational  
Education & Training  
Accreditation Board


# + What's involved in the new model?

- Need to ensure new unit is on scope of RTO. The CPSISC is conducting TP implementation workshops March-April.
- 3 stage registration process for RTOs to get the CPCCOHS1001A Work Safely In The Construction Industry (General Construction) unit on scope
  - application to WorkCover NSW listing nominated trainers
  - add unit with VETAB
  - WorkCover NSW approval number provided
- Advertises – “this will lead to a NSW Construction Induction Card”

# + What's involved in the new model?


- RTO provides 7 days notification to WorkCover NSW to conduct the training
- Student enrolls, undertakes training
- Student is assessed – SOT
- RTO lodges paperwork with WorkCover NSW
- RTO issues a national qualification (SoA)
- RTO notifies Workcover
- WorkCover issues the NSW Construction Induction Card

## + Considerations for implementing the new licensing model using RTOs



- Once assessed, the RTO issues a WorkCover NSW Statement of Training (SOT) on the day of training.
  - participant can commence work on a construction site.
  - valid for 30 days until WorkCover issues card.
- RTO Statement of Attainment (SOA) is still issued to the participant, but:
  - generally not issued on the day,
  - may be part of a larger qualification
  - not required for WorkCover licensing purposes
- WorkCover issues the NSW Construction Induction Card based on the SOT

# + Benefits of the new model




- Improved National Code – including standard assessment tools mandated by WorkCover
- Greater national consistency
- Underpinned by rigorous training
- Improved Assessment tools – standardised assessment process

# + What is an RTO?


RTO's are registered in NSW by VETAB. You can still be a training organisation WITHOUT being an RTO **BUT ONLY AN RTO CAN:**

- Issue national qualifications
- Be listed on the National Training & Information Service (NTIS) database
- Operate nationally
- Be approved to offer courses to overseas students studying in Australia and listed on the CRICOS register
- Use VETAB & national training logos
- Be eligible to apply for public funding



# + How do RTOs operate?

- Get registered with qualifications/units on scope
- Advertise courses
- Enrol students in a particular course
- Deliver training program and / or assessment services
- Assess the students
- Issue student with a national qualification
- Quality assure and improve their services



# + The VET framework for quality



## **National Skills Framework**

### **AQTF 2007**

assuring the quality of training and assessment and of accredited courses

+

### **Australian Qualifications Framework**

assuring the quality and portability of the outcomes for clients

+

### **Training Packages**

assuring nationally endorsed competency standards and Qualifications

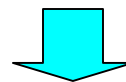
+

### **RTOs & State & Territory registering bodies**


assuring quality and integrity of the assessment outcomes and VET system

# + Key VET players...

	National (COAG)	State (NSW)
Govt.	<ul style="list-style-type: none"> <li>• <b>DEEWR</b> – Dept of Education, Employment &amp; Workplace Relations</li> <li>• <b>TVET</b> – Technical &amp; Vocational Education &amp; Training Australia Limited</li> <li>• <b>NARA</b> (TVET's National Audit &amp; Registration Agency – optional service for RTOs operating in more than one state)</li> </ul>	<ul style="list-style-type: none"> <li>• <b>DET NSW</b> (Dept. of Education &amp; Training NSW is NSW's State Training Authority)</li> <li>• <b>VETAB</b> (NSW Vocational Education &amp; Training Accreditation Board is the state registering body – for RTOs)</li> </ul>
Industry	<ul style="list-style-type: none"> <li>• <b>Industry Skills Councils (ISCs)</b></li> </ul>	<ul style="list-style-type: none"> <li>• <b>Industry Training Advisory Bodies (ITABs)</b></li> </ul>



**RTOs , Local industries, Community and your clients**



# + AQTF 2007

## **Three essential standards for registration (each comprising several elements)**

1. Provisions of quality training and assessment
2. Access and equity- services to meet needs of each learner & client
3. Responsive management systems – clients, staff, stakeholders, & RTO operating environment

## **These standards are underpinned by:**

- Continuous improvement – including monitoring & improving (1<sup>st</sup> element in each standard)
- A focus on meeting client & stakeholder needs
- A focus on outcomes
- Risk management approach

## **Essential elements**

the underpinning systems and expected results RTOs must continually improve during their registration period

# + AQTF 2007

## **Conditions of Registration**

1. Interactions with the registering body
2. Compliance with legislation
3. Insurance
4. Financial management
5. Certification and issuing of qualifications
6. Recognition of qualifications issued by other RTOs
7. Use of logos
8. Accuracy and integrity of marketing
9. Transition to training packages/expiry of accredited courses

## **Conditions of Registration**

Compliance requirements not generally subject to continuous improvement obligations necessary for effective operation of the national VET system

# + Steps to apply to become an RTO.


If you are considering becoming an RTO **you must:**

- Consult and research the need for what you will offer
- Identify licensing requirements
- Establish RTO management systems
- Apply for registration – organise and lodge your application

## **TIPS:**

- Attend the VETAB workshop *Applying to become an RTO*
- Get to know the costs, the risks, the benefits before you decide – see the VETAB website [www.vetab.nsw.gov.au](http://www.vetab.nsw.gov.au)


# + What's involved in partnerships?




NOTE – under the AQTF partnerships involve organisation to organisation arrangements, and do NOT refer to situations where an RTO organisation works with a subcontracted trainer.

An opportunity to share skills, effort, cost, risk and resources for mutual benefit. So **what are the benefits?** :

- Increased access to nationally recognised qualifications
- ensures that national training and assessment arrangements meet industry requirements
- efficient use of training and assessment resources
- promotes the exchange of ideas, information and resources between different groups




# + The mix for success?



Includes:


- clear idea of partnership need and purpose
- Know the “rules” of partnerships in VET – “RTO bottom line” vs what’s negotiable as a partner
- Key areas of risk
- Effective partnerships – criteria for success
- Getting the right partner!
- Negotiating and monitoring a good written agreement
- Working together to “make it work”.



# + Who is responsible for what?

## ■ The RTO is responsible for:

- ☞ enrolling candidates
- ☞ keeping training and assessment records
- ☞ quality assurance
- ☞ issuing the qualification (within its scope of registration!)



## ■ Partners need to make decisions with the RTO eg:

- ☞ training & assessment arrangements & “who does what”
- ☞ resources: facilities, equipment, materials...
- ☞ monitoring, & recording of learner progress

For more details of the “rules” refer to the **AQTF Users Guide to the Essential Standards** (particularly Standard 3.2)

# + Establishing a quality framework for the partnership...

- **focus on clarifying the scope of the partnering arrangement**

Picture of needs, commitment, resources and strategic intent

Establish the gaps that each organisation would be looking to fill

What are the potential risks



- **focus on shared vision, communication and relationship**

**building** Common view of what is to be achieved, communication, developing respect & trust

- **focus on negotiating the arrangements**

Negotiate the details – such as delivery, assessment, accountabilities, costs, resources/ materials, facilities, QA, recordkeeping.

- **focus on formalising the arrangements**

The written agreement, the register & QA arrangements

- **focus on monitoring & maintaining the arrangement**

Why monitor and review? How and how often?

# + A framework for monitoring & evaluating the partnership...



## To start.....

- Where are we now?
- Where do we want to go? What are the risks?
- How will we know when we're there?

## To keep on track.....

- How are we going?
- Do we need to review our current goals/ objectives?
- Do we need to set any new goals/ objectives?

## To end.....

- "Are we there yet?"
- Where to from here?
- How could we improve things?

## + What is involved in working with an RTO?...

- Views and questions



## Progressing my decision...

- Support and Resources
  - networking
  - WorkCover support, DET PD options, VETAB
- Question and Answer Forum/ Planning

# + Where do I find out more...

- Workcover website

[www.workcover.nsw.gov.au](http://www.workcover.nsw.gov.au)

- VETAB website

[www.vetab.nsw.gov.au](http://www.vetab.nsw.gov.au)

- NTIS website (find an RTO)

[www.ntis.gov.au](http://www.ntis.gov.au)

